


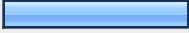







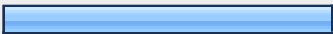








SAE Fundraising Survey

| 1. How many children will you have attending SAE in the 2010 - 2011 school year? | | |
|--|--|----------------|
| | | Response Count |
| | | 197 |
| <i>answered question</i> | | 197 |
| <i>skipped question</i> | | 55 |

| 2. What grade will your child (children) be in the 2010 - 2011 school year? (please check all that apply). | | | |
|--|---|------------------|----------------|
| | | Response Percent | Response Count |
| a. Kindergarten |  | 16.1% | 39 |
| b. First Grade |  | 26.0% | 63 |
| c. Second Grade |  | 24.0% | 58 |
| d. Third Grade |  | 28.1% | 68 |
| e. Fourth Grade |  | 26.9% | 65 |
| f. Fifth Grade |  | 24.8% | 60 |
| <i>answered question</i> | | | 242 |
| <i>skipped question</i> | | | 10 |

| 3. Do you or will you participate (financially) in any of SAE fundraisers? | | | |
|--|--|------------------|----------------|
| | | Response Percent | Response Count |
| Yes |  | 98.8% | 243 |
| No |  | 1.2% | 3 |
| <i>answered question</i> | | | 246 |
| <i>skipped question</i> | | | 6 |

| 4. If yes please check all that apply | | | |
|--|--|--------------------------|-----------------------|
| | | Response Percent | Response Count |
| Boosterthon |  | 58.4% | 142 |
| Carnival |  | 86.4% | 210 |
| Sally Foster Gift Wrap |  | 32.5% | 79 |
| Chick fil-a- Night |  | 50.6% | 123 |
| Bookfair |  | 87.2% | 212 |
| Box Tops / Tyson's Label Collection |  | 66.7% | 162 |
| Shane's Rib Night |  | 36.6% | 89 |
| Donation to PTA Giving Tree |  | 55.6% | 135 |
| | | <i>answered question</i> | 243 |
| | | <i>skipped question</i> | 9 |

| 5. Today, do you have a clear understanding of what your PTA and fundraising donations are used for? | | | |
|---|--|--------------------------|-----------------------|
| | | Response Percent | Response Count |
| Yes |  | 85.0% | 209 |
| No |  | 15.0% | 37 |
| | | <i>answered question</i> | 246 |
| | | <i>skipped question</i> | 6 |

6. If the PTA instituted a direct donation program as the major fundraiser (in lieu of Sally Foster, Boosterthon, etc.), would you support this change?

| | | Response Percent | Response Count |
|--------|--|--------------------------|----------------|
| Yes | | 66.5% | 163 |
| No | | 6.9% | 17 |
| Unsure | | 26.5% | 65 |
| | | answered question | 245 |
| | | skipped question | 7 |

7. Does the company you or your spouse work for have a matching educational gift program?

| | | Response Percent | Response Count |
|--------|--|-------------------------------------|----------------|
| Yes | | 7.7% | 19 |
| No | | 72.0% | 177 |
| Unsure | | 20.7% | 51 |
| | | If yes, please specify company name | 19 |
| | | answered question | 246 |
| | | skipped question | 6 |




8. Assuming that direct giving would be the only major fundraiser in a given year, and that this money would be the funding for all of the PTA and School enrichment programs, how much would you (not including any corporate support) estimate your annual direct-giving contribution to be per student?

| | | Response Percent | Response Count |
|-------------------|--|--------------------------|----------------|
| Less than \$50 | | 15.5% | 37 |
| \$50-\$100 | | 35.6% | 85 |
| \$100-\$200 | | 34.7% | 83 |
| \$200-\$300 | | 10.0% | 24 |
| \$300 - \$400 | | 1.7% | 4 |
| \$400 - \$500 | | 1.3% | 3 |
| \$500 + | | 1.3% | 3 |
| | | answered question | 239 |
| | | skipped question | 13 |

9. On a scale of one to five, with one being not important and five being extremely important, please rate the importance to you that the PTA holds a traditional major fundraising event such as Sally Foster or Boosterthon versus a direct giving campaign.

| | | Response Percent | Response Count |
|---|--|--------------------------|----------------|
| 1 | | 47.1% | 115 |
| 2 | | 9.8% | 24 |
| 3 | | 27.0% | 66 |
| 4 | | 6.6% | 16 |
| 5 | | 9.4% | 23 |
| | | answered question | 244 |
| | | skipped question | 8 |

10. With recent State budget cuts, some schools have formed Educational Foundations to provide additional support to their school. Some advantages of a Foundation is the ability to target large corporations for financial support, ability to pay salaries for special programs such as foreign language and science lab teachers, and the ability to make long term financial investments/plans for capital improvements at school. Would you support an Educational Foundation established at Sweet Apple Elementary School?

| | | Response Percent | Response Count |
|--------|---|--------------------------|----------------|
| Yes |  | 64.8% | 160 |
| No |  | 2.4% | 6 |
| Unsure |  | 32.8% | 81 |
| | | <i>answered question</i> | 247 |
| | | <i>skipped question</i> | 5 |





11. To form a School Foundation takes a lot of time and expertise, particularly in the areas of accounting and not for profit law. If you have expertise in these areas, or would like to volunteer to work in support of setting up a school foundation, please provide your contact details below.

| | | Response Count |
|--|--|--------------------------|
| | | 12 |
| | | <i>answered question</i> |
| | | 12 |
| | | <i>skipped question</i> |
| | | 240 |

12. Please use the space below for any comment you would like to make relevant to fundraising.

| | | Response Count |
|--|--|--------------------------|
| | | 96 |
| | | <i>answered question</i> |
| | | 96 |
| | | <i>skipped question</i> |
| | | 156 |

13. What is the best method to communicate with parents, regarding important topics such as this?

| | | Response Percent | Response Count |
|-------------------------------|--|---------------------------------|----------------|
| Email |  | 96.7% | 234 |
| Postal mail |  | 5.8% | 14 |
| Phone |  | 1.2% | 3 |
| Flyers home in child's folder |  | 23.6% | 57 |
| Other (please specify) | | | 11 |
| | | <i>answered question</i> | 242 |
| | | <i>skipped question</i> | 10 |